

27th Annual Spring Stampede

Reining Class 1, 2, 3

Show Date: 07/30/2023

www.HorseShowPatterns.com

Finish Start

Horses may walk or trot to the center of the arena. Begin at the center of the arena facing the left wall or fence.

1. Beginning on the right lead, complete three circles to the right; the first two circles large and fast; the third circle small and slow. Stop at the center of the arena.
2. Complete four spins to the right. Hesitate.
3. Beginning on the left lead, complete three circles to the left; the first two circles large and fast; the third circle small and slow. Stop at the center of the arena.
4. Complete four spins to the left. Hesitate.
5. Beginning on the right lead, run a large first circle to the right, change leads at the center of the arena, run a large fast circle to the left, and change leads at the center of the arena.
6. Continue around previous circle to the right. At the top of the circle, run down the middle to the far end of the arena past the end marker and do a right rollback - no hesitation.
7. Run up the middle to the opposite end of the arena past the end marker and do a left rollback - no hesitation.
8. Run past the center marker and do a sliding stop. Back up to the center of the arena or at least 10 feet (3m). Hesitate to demonstrate completion of the pattern.

Rider may dismount and drop bridle to the designated judge.

www.HorseShowPatterns.com

[R/NRHAP-4]

Pattern Provided by:
CSHA Region 5

27th Annual Spring Stampede

Western Horsemanship Class 4 (All Ages Walk/Jog)

Show Date: 07/30/2023

www.HorseShowPatterns.com

Be ready at A.

1. Walk from A to B.
2. Jog from B to C.
3. Even with C, jog a circle to the right.
4. Stop at C and back one horse length

Retire to the rail or line up at a jog.

Walk - - - - -

Jog - - - - -

Extended Jog - - - - -

Lope _____

Leg Yield |||||

Lead Change /

Back ←

Marker (B)

Sidepass ←

www.HorseShowPatterns.com

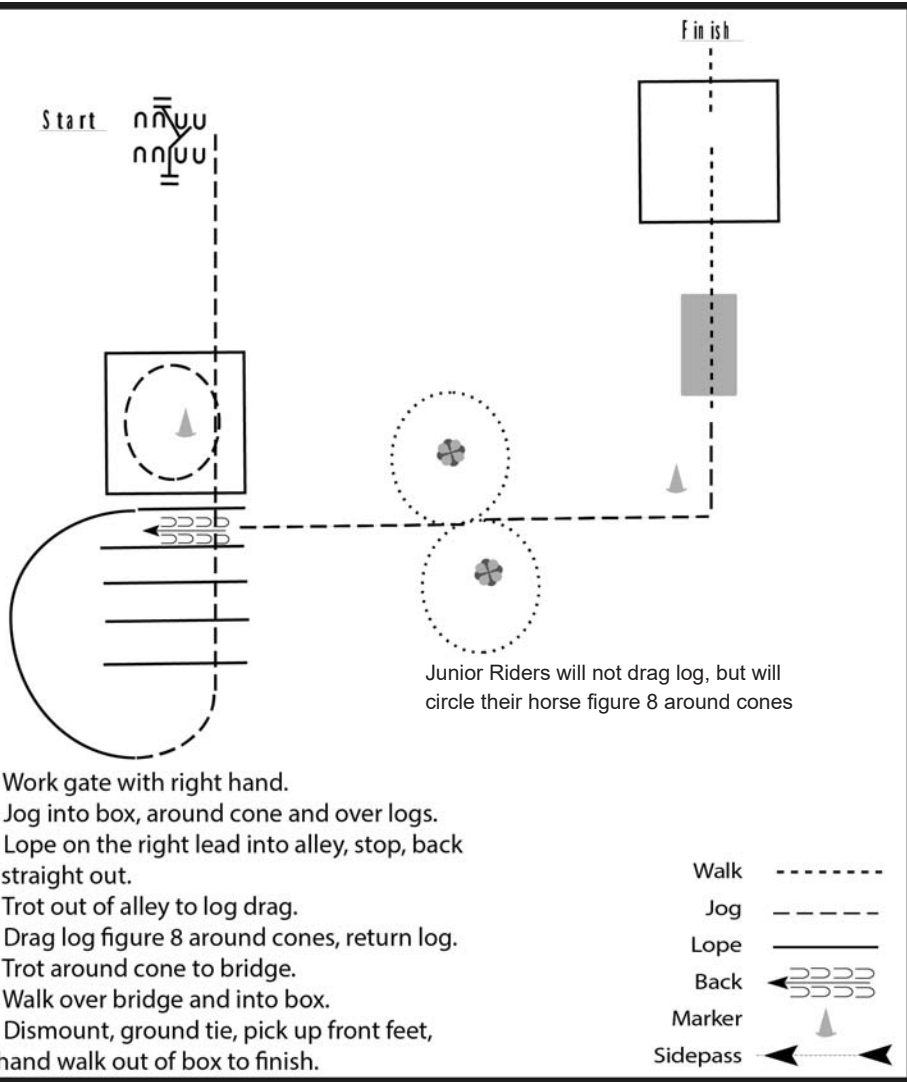
[WH/WT-20]

Pattern Provided by:
CSHA Region 5

27th Annual Spring Stampede

Ranch Trail W/T/L Class 66, 67, 68 (Junior/Senior/Open)

Show Date: 07/30/2023

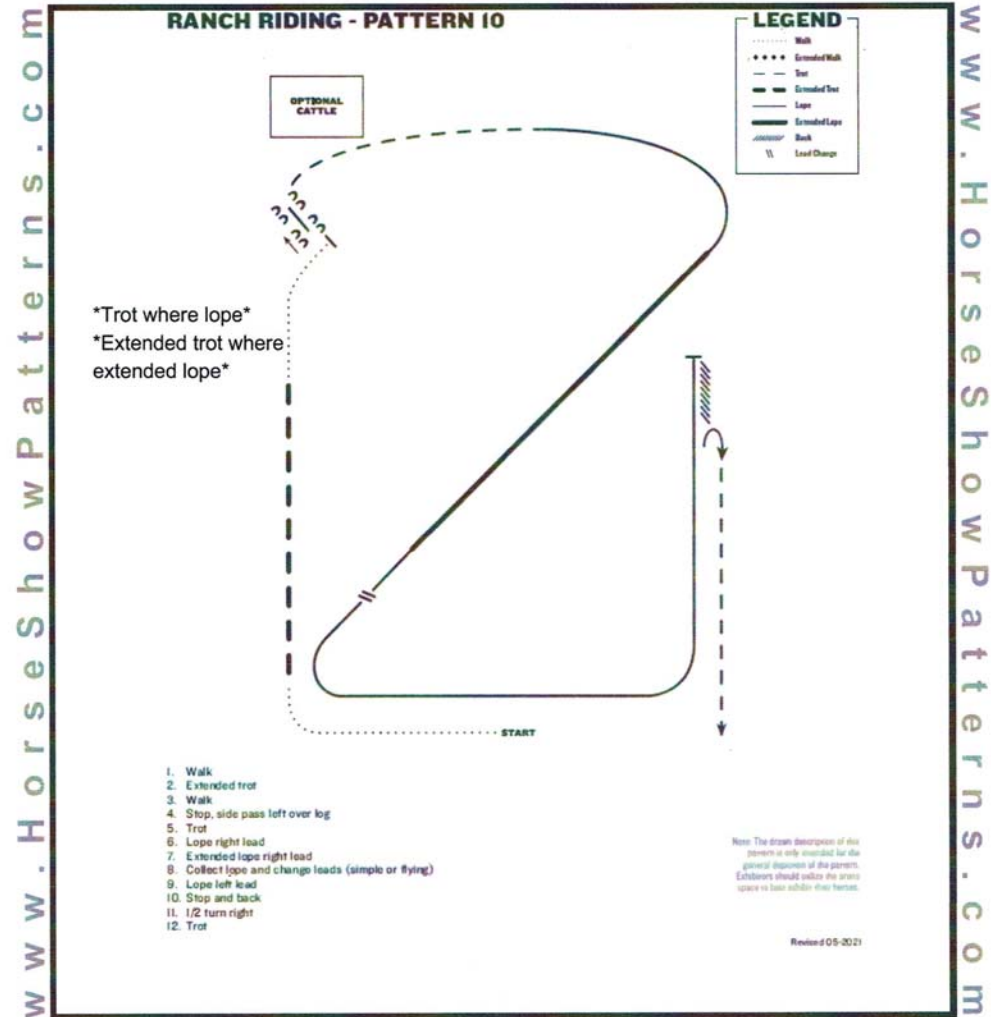


Pattern Provided by:
CSHA Region 5

27th Annual Spring Stampede

Ranch Riding W/T Class 25, 26, 27 (Junior/Senior/Open)

Show Date: 07/30/2023

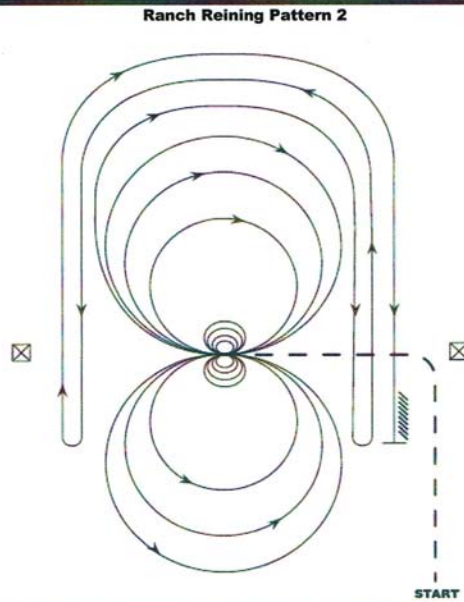


Pattern Provided by:
CSHA Region 5

27th Annual Spring Stampede

Ranch Reining Class 31, 32, 33 (Junior/Senior/Open)

Show Date: 07/30/2023



Mandatory Markers along Fence or Wall. The judge shall indicate with markers on arena fence or wall the center of pattern.

Ride pattern as follows: Trot to center of arena and stop or walk before departure.

1. Beginning on right lead, complete two circles to the right - the first one large and fast; the second one small and slow. Stop at center.
2. Complete 4 spins to the right. Hesitate.
3. Beginning on left lead, complete two circles to the left - the first one large and fast; the second one small and slow. Stop at center.
4. Complete 4 spins to the left. Hesitate.
5. Beginning on the right lead, complete a large fast circle to the right and change leads at center of arena. Complete a large fast circle to the left and change leads at center of arena.
6. Begin a large fast circle to the right, but do not close this circle. Run down the right side of the arena, past the center marker, and do a left roll back at least 20 feet from the wall or fence.
7. Continue back around the previous circle, but do not close this circle. Run down the left side of the arena, past the center marker, and do a right roll back at least 20 feet from the wall or fence.
8. Continue back around previous circle, but do not close this circle. Run down right side of the arena, past the center marker, and do a sliding stop at least 20 feet from the wall or fence. Back up at least 10 feet. Hesitate to show completion of pattern.

Appendix 2

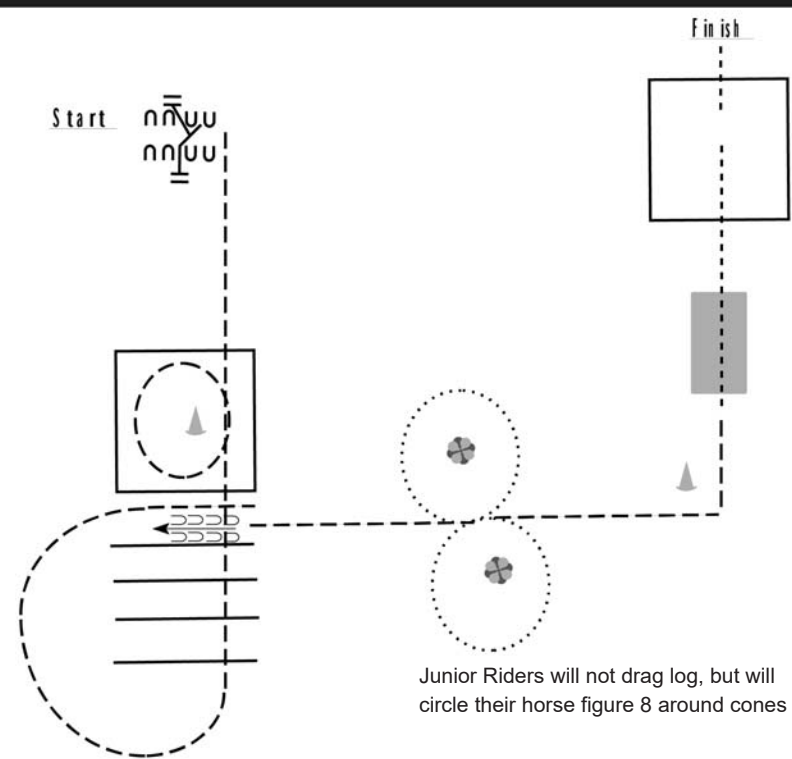
Pattern Provided by:
CSHA Region 5

©2023 HorseShowPatterns.com. All Rights Reserved.

27th Annual Spring Stampede

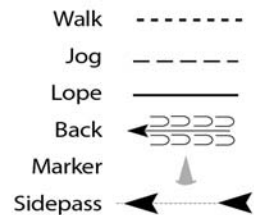
Ranch Trail W/T Class 63, 64, 65 (Junior/Senior/Open)

Show Date: 07/30/2023



Junior Riders will not drag log, but will circle their horse figure 8 around cones

1. Work gate with right hand.
2. Jog into box, around cone and over logs.
3. Trot into alley, stop, back straight out.
4. Trot out of alley to log drag.
5. Drag log figure 8 around cones, return log.
6. Trot around cone to bridge.
7. Walk over bridge and into box.
8. Dismount, ground tie, pick up front feet, hand walk out of box to finish.



Pattern Provided by:
CSHA Region 5

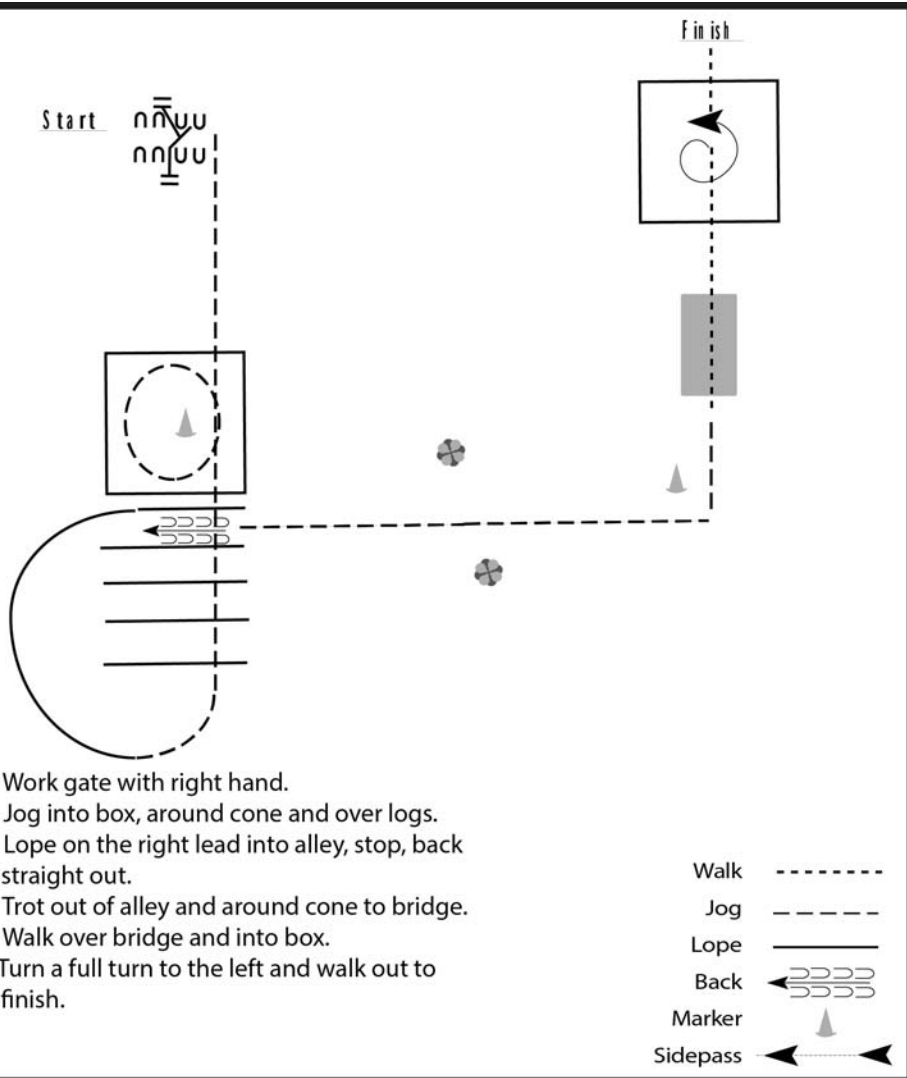
©2023 HorseShowPatterns.com. All Rights Reserved.

[T/Trail]

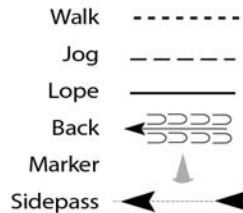
27th Annual Spring Stampede

Western Trail W/J/L Class 59, 60, 61 (Junior/Senior/Open)

Show Date: 07/30/2023



1. Work gate with right hand.
2. Jog into box, around cone and over logs.
3. Lope on the right lead into alley, stop, back straight out.
4. Trot out of alley and around cone to bridge.
5. Walk over bridge and into box.
6. Turn a full turn to the left and walk out to finish.



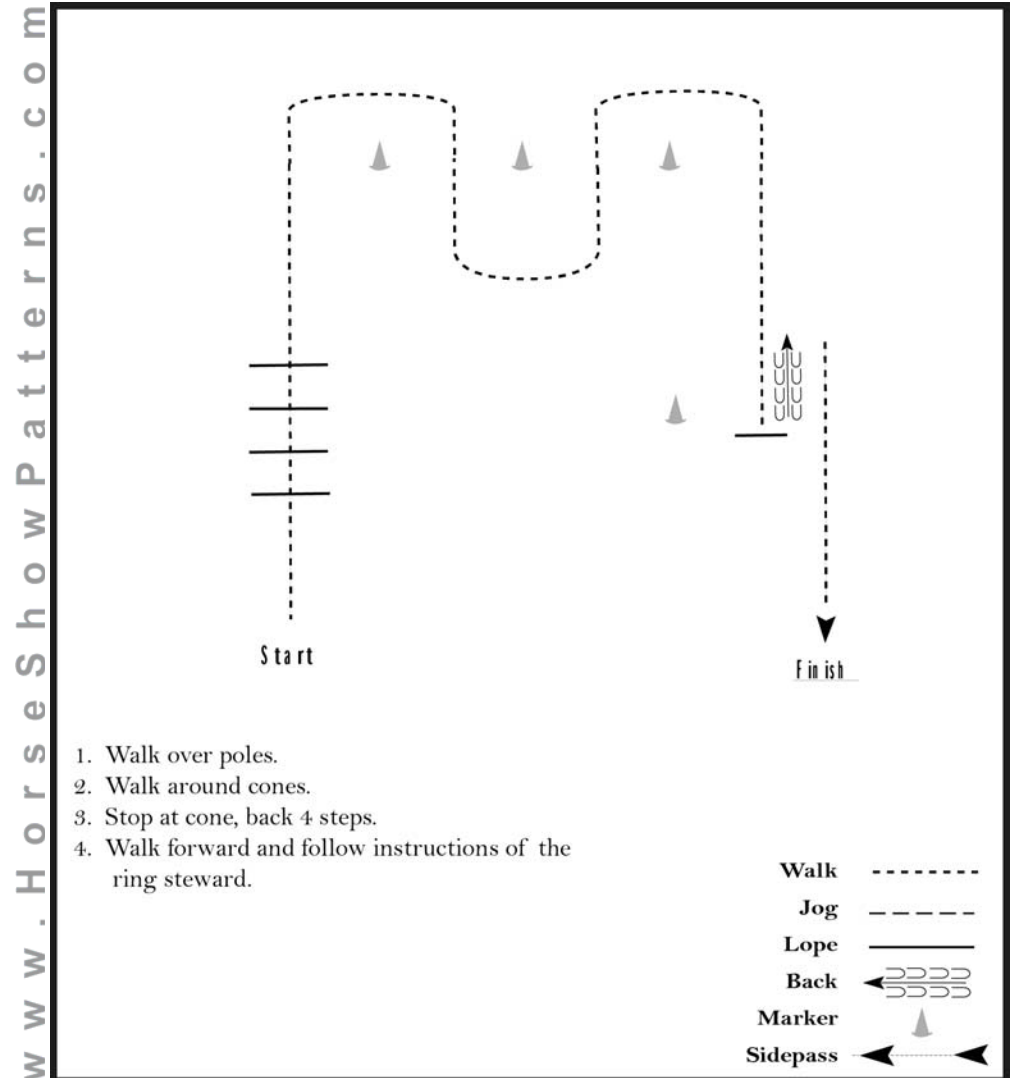
[T/Lope]

Pattern Provided by:
CSHA Region 5

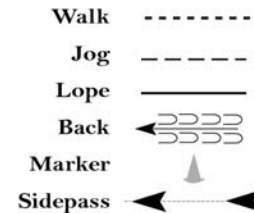
27th Annual Spring Stampede

Leadline Trail Class 53 (Walk Only)

Show Date: 07/30/2023



1. Walk over poles.
2. Walk around cones.
3. Stop at cone, back 4 steps.
4. Walk forward and follow instructions of the ring steward.



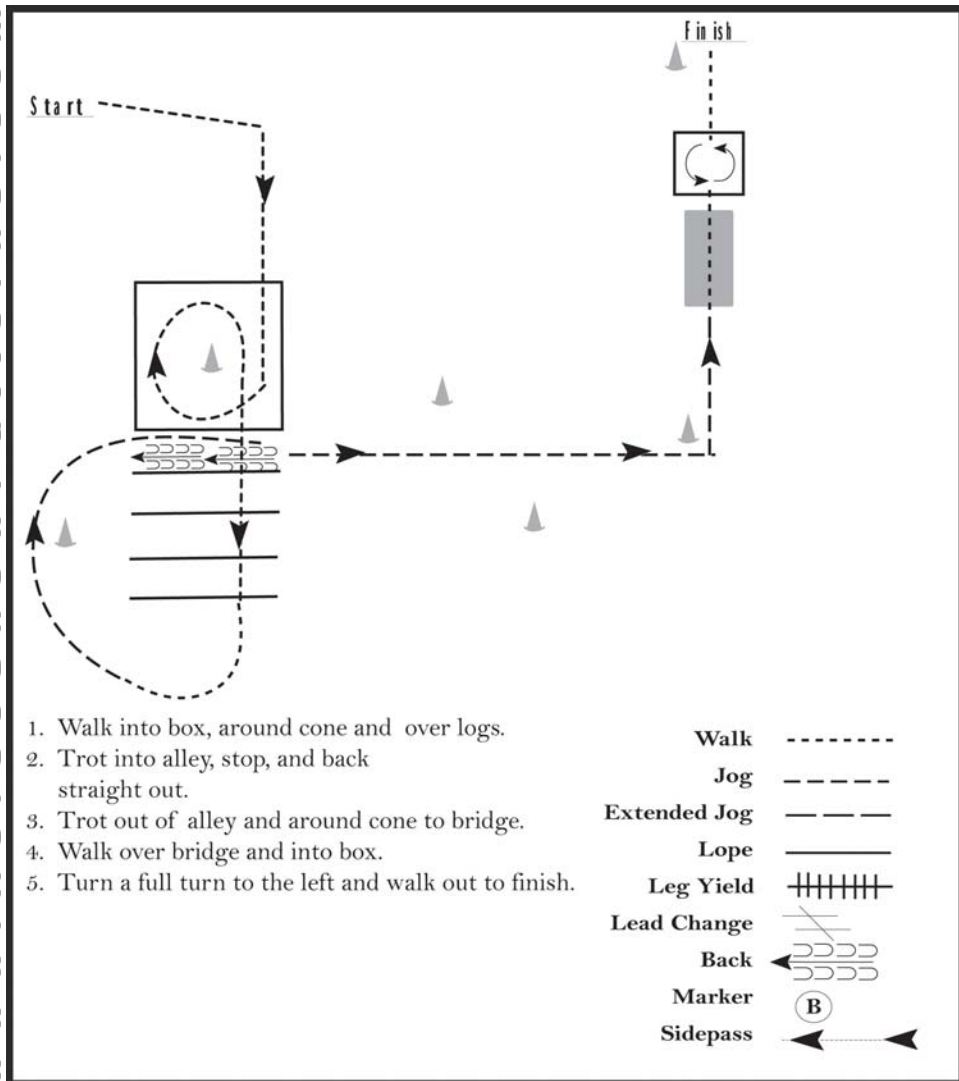
[T/Leadline]

Pattern Provided by:
CSHA Region 5

27th Annual Spring Stampede

Western Trail W/J Class 55 (10)

Show Date: 07/30/2023



1. Walk into box, around cone and over logs.
2. Trot into alley, stop, and back straight out.
3. Trot out of alley and around cone to bridge.
4. Walk over bridge and into box.
5. Turn a full turn to the left and walk out to finish.

Walk	-----
Jog	- - - - -
Extended Jog	— — — —
Lope	—————
Leg Yield	
Lead Change	
Back	←
Marker	⊙
Sidepass	←———→

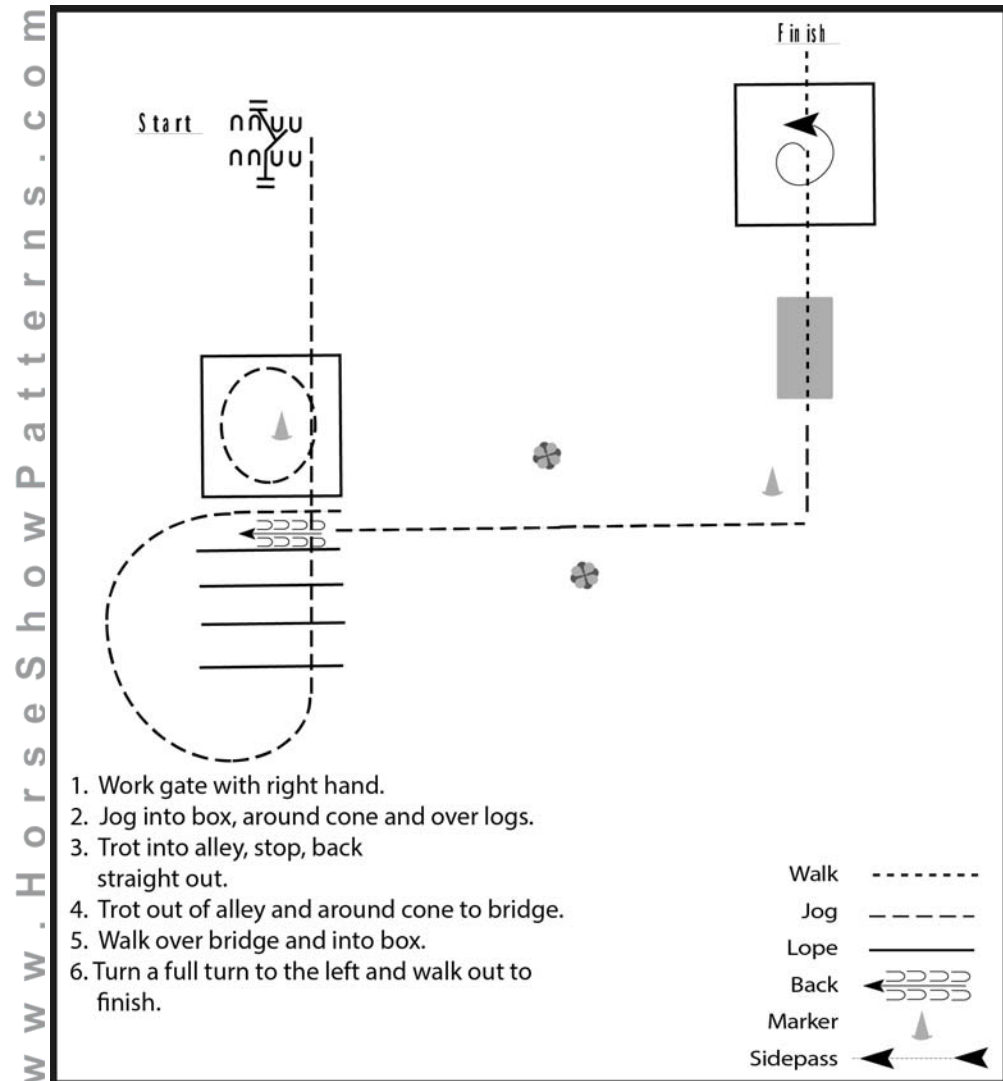
[T/WT-28]

Pattern Provided by:
CSHA Region 5

27th Annual Spring Stampede

Western Trail W/J Class 56, 57, 58 (Junior/Senior/Open)

Show Date: 07/30/2023



1. Work gate with right hand.
2. Jog into box, around cone and over logs.
3. Trot into alley, stop, back straight out.
4. Trot out of alley and around cone to bridge.
5. Walk over bridge and into box.
6. Turn a full turn to the left and walk out to finish.

Walk	-----
Jog	- - - - -
Lope	—————
Back	←
Marker	⊙
Sidepass	←———→

[T/Trot]

Pattern Provided by:
CSHA Region 5