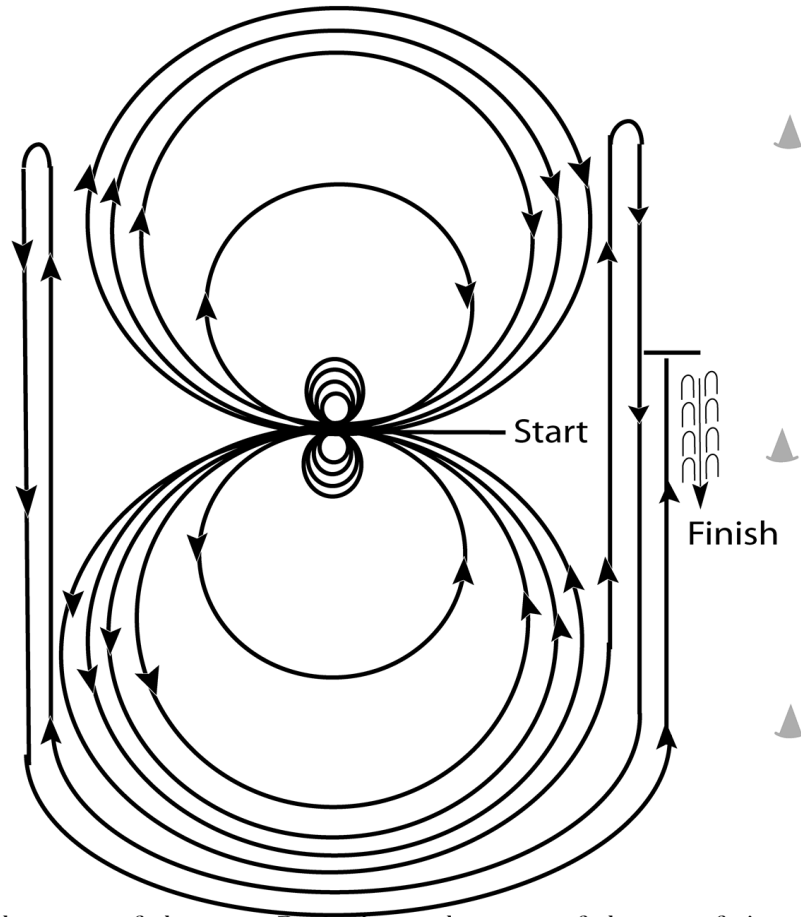


28th Annual Spring Stampede

Reining Class 1, 2, 3 (Junior, Senior, Open)

Show Date: 04/28/2024



Horses may walk or trot to the center of the arena. Beginning at the center of the arena facing the left wall or fence.

1. Beginning on the left lead, complete three circles to the left: the first two circles large and fast; the third circle small and slow. Stop at the center of the arena.
 2. Complete four spins to the left. Hesitate.
 3. Beginning on the right lead, complete three circles to the right: the first two circles large and fast; the third circle small and slow. Stop at the center of the arena.
 4. Complete four spins to the right. Hesitate.
 5. Beginning on the left lead, run a large fast circle to the left, change leads at the center of the arena, run a large fast circle to the right, and change leads at the center of the arena.
 6. Continue around previous circle to the left but do not close this circle. Run up the right side of the arena past the center marker and do a right rollback at least twenty feet (6.09m) from the wall or fence – no hesitation.
 7. Continue around previous circle but do not close this circle. Run up the left side of the arena past the center marker and do a left rollback at least twenty feet (6.09m) from the wall or fence – no hesitation.
 8. Continue back around previous circle but do not close this circle. Run up the right side of the arena past the center marker and do a sliding stop at least twenty feet (6.09m) from the wall or fence. Back up at least ten feet (3m). Hesitate to demonstrate completion of the pattern.
- Rider may dismount and drop bridle to the designated judge.

[R/NRHAP-5]

Pattern Provided by:
CSHA Region 5

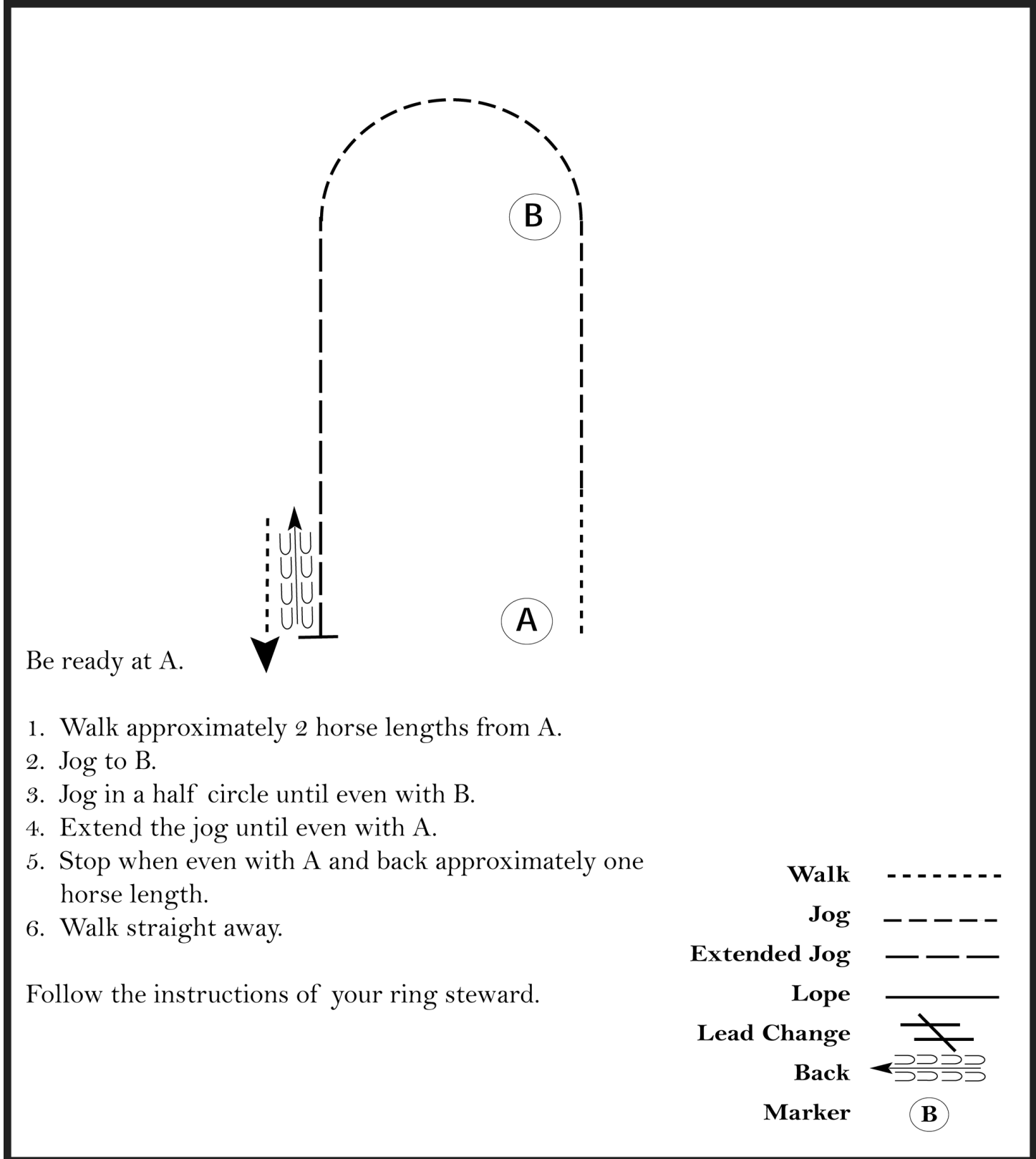
28th Annual Spring Stampede

Western Horsemanship Class 4 (All Ages/Walk Jog)

Show Date: 04/28/2024

w w w . H o r s e S h o w P a t t e r n s . c o m

w w w . H o r s e S h o w P a t t e r n s . c o m



[WH/WT-84]

Pattern Provided by:
CSHA Region 5

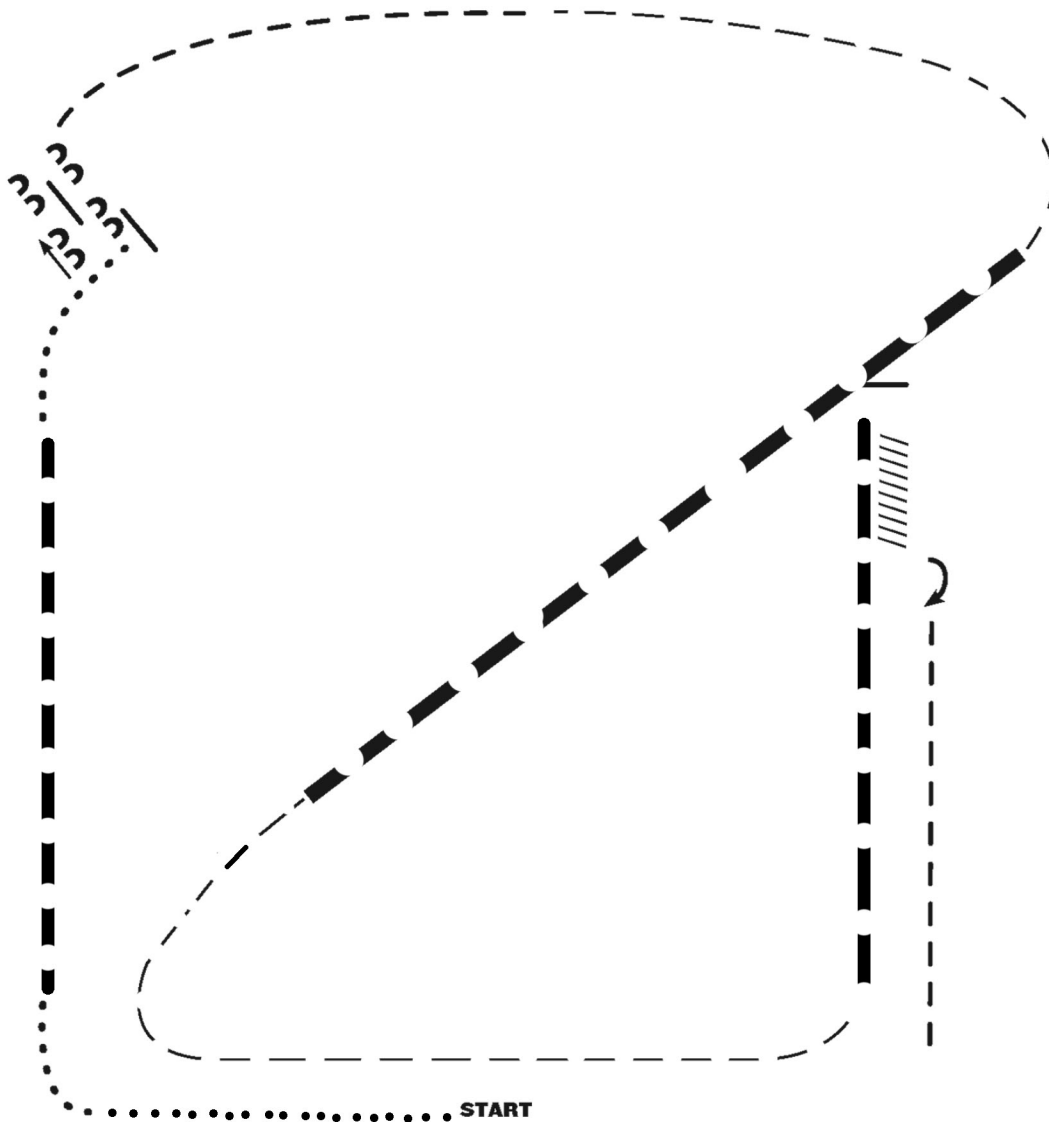
28th Annual Spring Stampede

Ranch Riding W/T Class 25, 26, 27 (Junior/Senior/Open)

Show Date: 04/28/2024

www.HorseShowPatterns.com

www.HorseShowPatterns.com



1. Walk
2. Extended trot
3. Walk
4. Stop, side pass log left
5. Trot
6. Extended trot
7. Trot
8. Extended trot
9. Stop, back
10. Turn 180 degree to the right
11. Trot

Note: The drawn description of this pattern is only intended for the general depiction of the pattern. Exhibitors should utilize the arena space to best exhibit their horses.

[RR/AQHA-10]

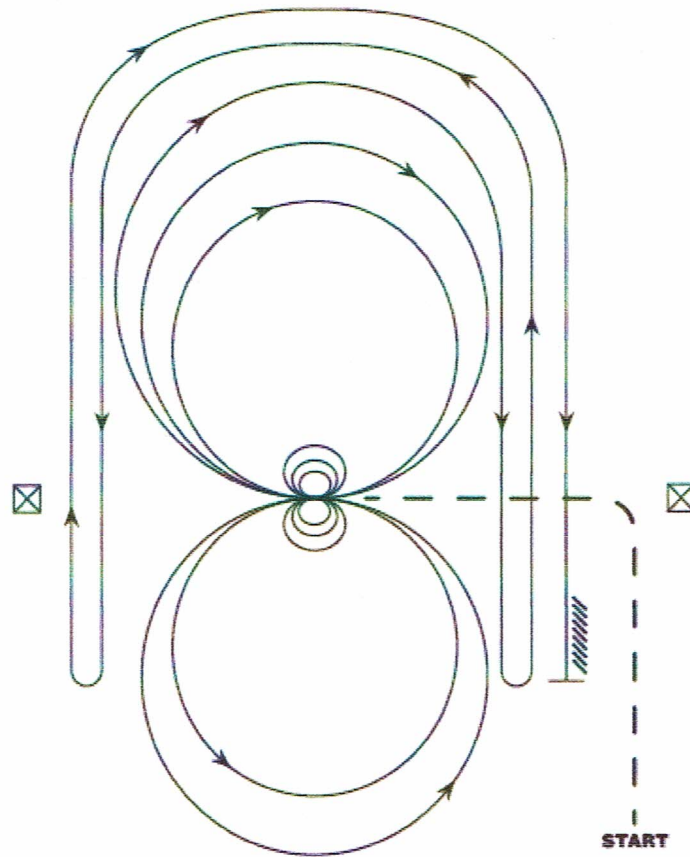
Pattern Provided by:
CSHA Region 5

28th Annual Spring Stampede

Ranch Reining Class 31, 32, 33 (Junior/Senior/Open)

Show Date: 04/28/2024

Ranch Reining Pattern 1



Mandatory Markers along Fence or Wall: The judge shall indicate with markers on arena fence or wall the center of the pattern.

Ride pattern as follows: Trot to center of arena and stop.

1. Complete 3 spins in one direction. Hesitate.
2. Complete 3 spins in the opposite direction. Hesitate.
3. Beginning on right lead, complete two large fast circles to the right. Change leads at center of arena.
4. Complete two large fast circles to the left. Change leads at center of arena.
5. Begin a large circle to the right but do not close this circle. Run down the right side of the arena past the center marker and do a left roll back at least 20 feet from the wall or fence, no hesitation.
6. Continue back around the previous circle but do not close this circle. Run down the left side of the arena past the center marker and do a right roll back at least 20 feet from the wall or fence, no hesitation.
7. Continue back around previous circle, but do not close this circle. Run down the right side of the arena past the center marker and do a sliding stop at least 20 feet from the wall or fence. Back up at least 10 feet. Hesitate to show completion of pattern.

Appendix 1

Pattern Provided by:
CSHA Region 5

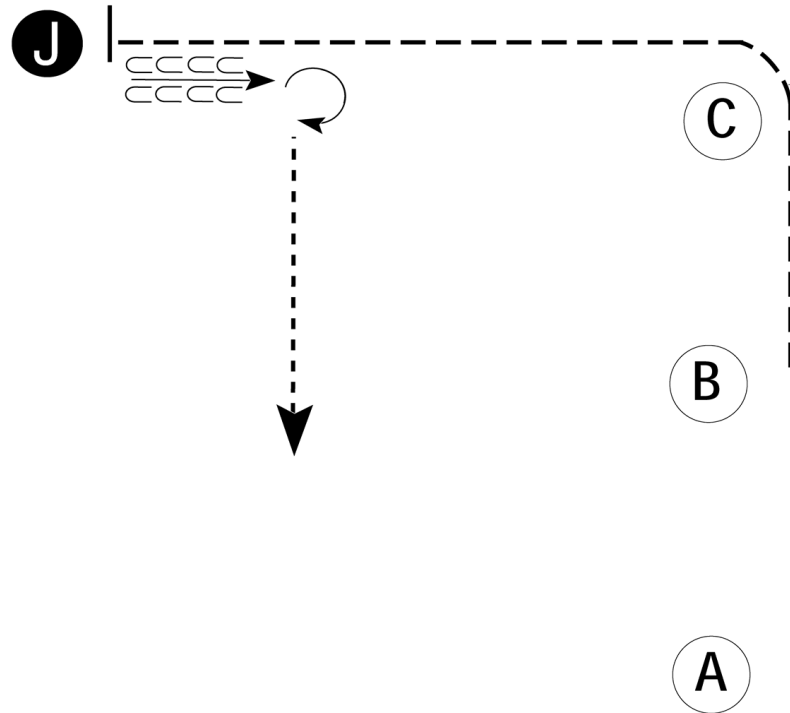
28th Annual Spring Stampede

English/Western Showmanship Class 51, 52 (All Ages)

Show Date: 04/28/2024

w w w . H o r s e S h o w P a t t e r n s . c o m

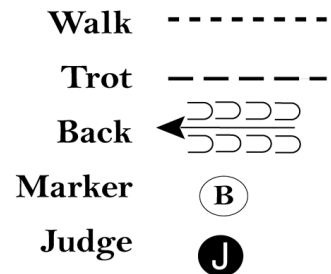
w w w . H o r s e S h o w P a t t e r n s . c o m



Be ready at A.

1. Walk to B.
2. Trot to and around C to judge.
3. Stop and set up for inspection.
4. When dismissed back approximately one horse length.
5. Perform a 270 degree turn and walk straight away.

Follow the instructions of your ring steward.



[S/1-39]

Pattern Provided by:
CSHA Region 5

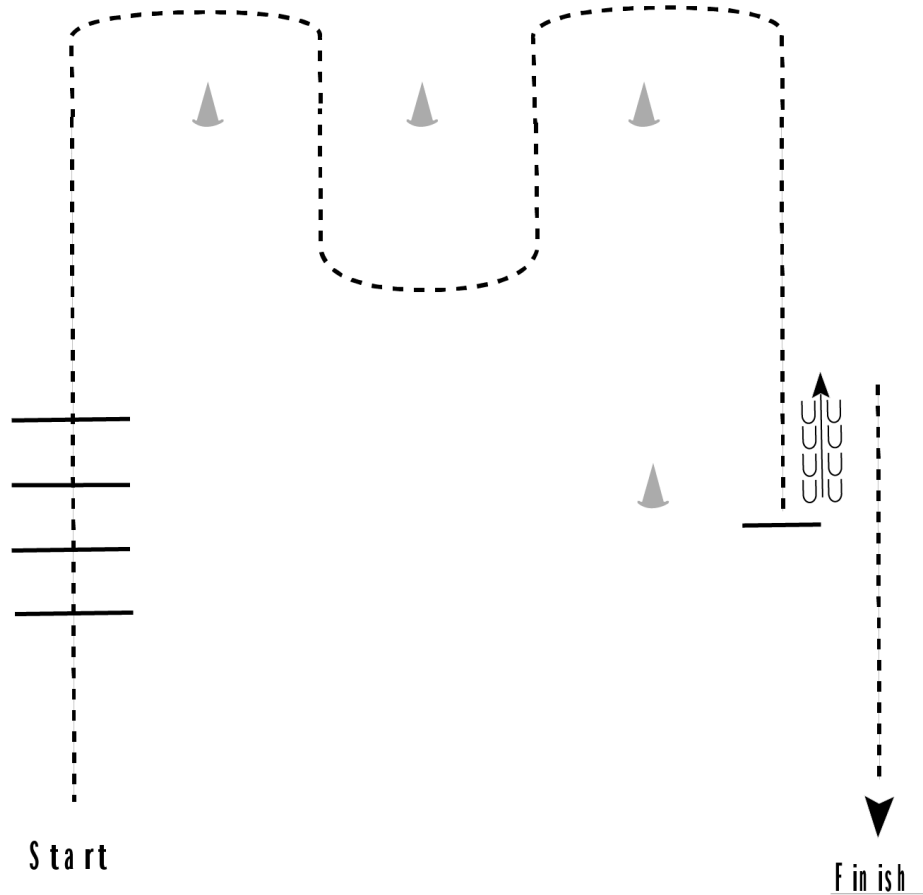
28th Annual Spring Stampede

Leadline Trail Class 55 (6 and Under)

Show Date: 04/28/2024

w w w . H o r s e S h o w P a t t e r n s . c o m

w w w . H o r s e S h o w P a t t e r n s . c o m



1. Walk over poles.
2. Walk around cones.
3. Stop at cone, back 4 steps.
4. Walk forward and follow instructions of the ring steward.

| | |
|----------|-------------|
| Walk | ----- |
| Jog | - . - . - . |
| Lope | ————— |
| Back | ←←←←← |
| Marker | ▲ |
| Sidepass | ←-----→ |

[T/Leadline]

Pattern Provided by:

CSHA Region 5

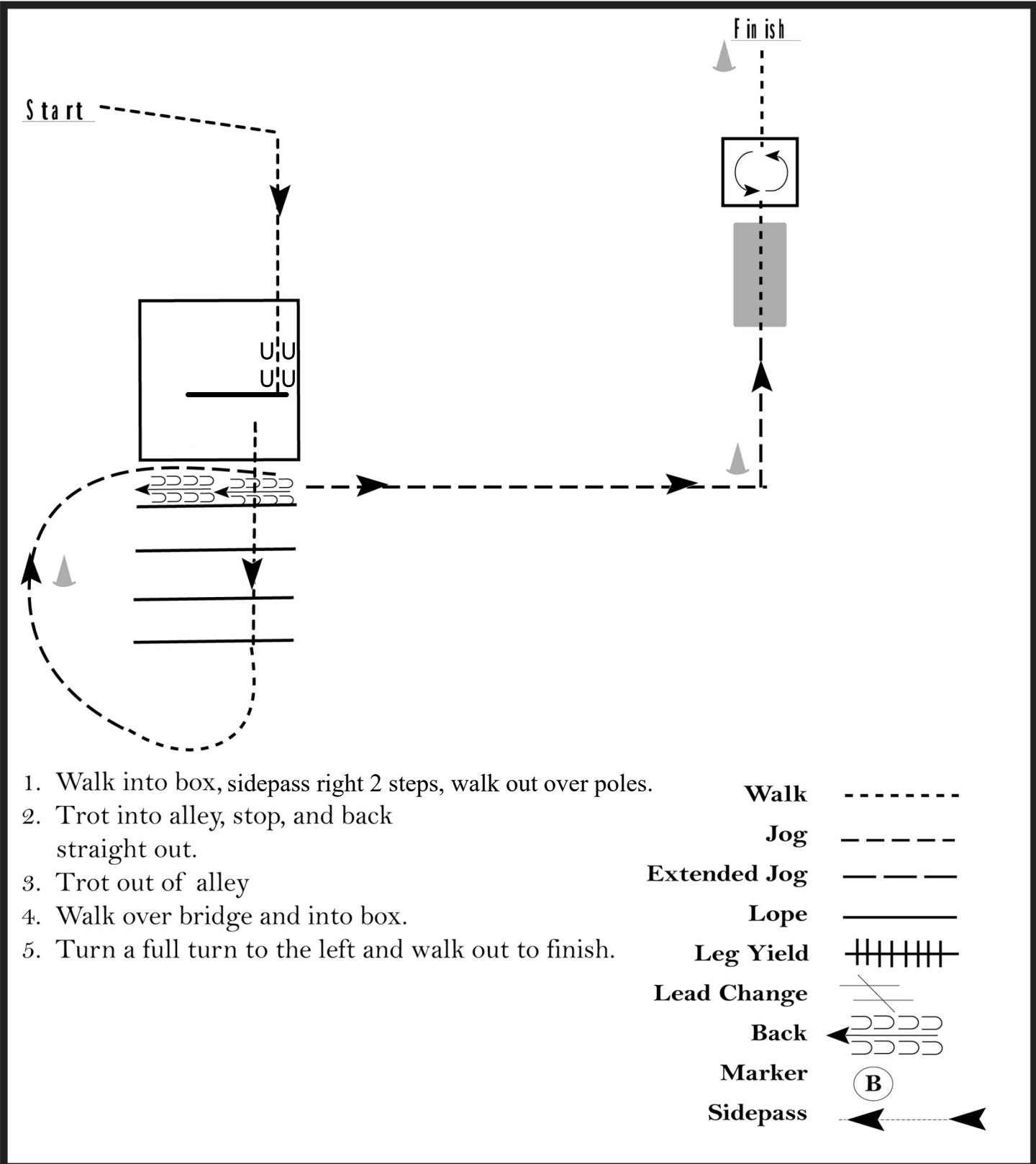
28th Annual Spring Stampede

Western Trail W/J Class 57 (10 and Under)

Show Date: 04/28/2024

www.HorseShowPatterns.com

www.HorseShowPatterns.com



1. Walk into box, sidepass right 2 steps, walk out over poles.
2. Trot into alley, stop, and back straight out.
3. Trot out of alley
4. Walk over bridge and into box.
5. Turn a full turn to the left and walk out to finish.

| | |
|---------------------|---------------|
| Walk | ----- |
| Jog | - - - - - |
| Extended Jog | - - - - - |
| Lope | ————— |
| Leg Yield | |
| Lead Change | — / — |
| Back | ← 〰 〰 〰 |
| Marker | Ⓚ |
| Sidepass | ← - - - - - → |

[T/WT-28]

Pattern Provided by:
CSHA Region 5

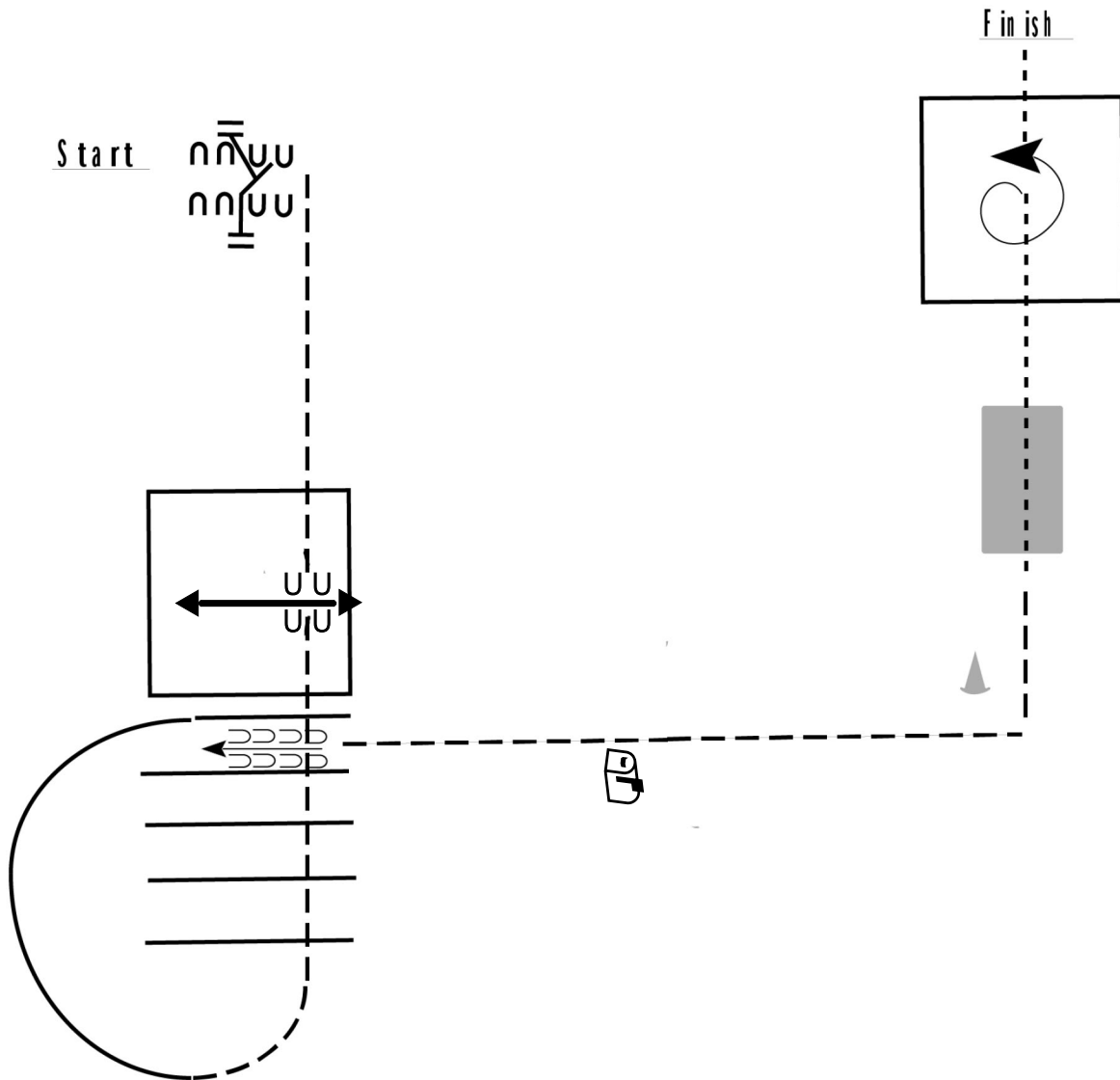
28th Annual Spring Stampede

Western Trail W/J/L Class 61, 62, 63 (Junior/Senior/Open)

Show Date: 04/28/2024

www.HorseShowPatterns.com

www.HorseShowPatterns.com



1. Work gate with right hand.
2. Jog into box, sidepass over pole right, sidepass left, trot out over poles.
3. Lope on the right lead into alley, stop, back straight out.
4. Trot out of alley to mailbox. Remove/replace mail. Trot around cone. Jog
5. Walk over bridge and into box.
6. Turn a full turn to the left and walk out to finish.

| | |
|----------|-------------|
| Walk | ----- |
| Lope | ————— |
| Back | ← C C C C C |
| Marker | ▲ |
| Sidepass | ←-----→ |

[T/Lope]

Pattern Provided by:
CSHA Region 5

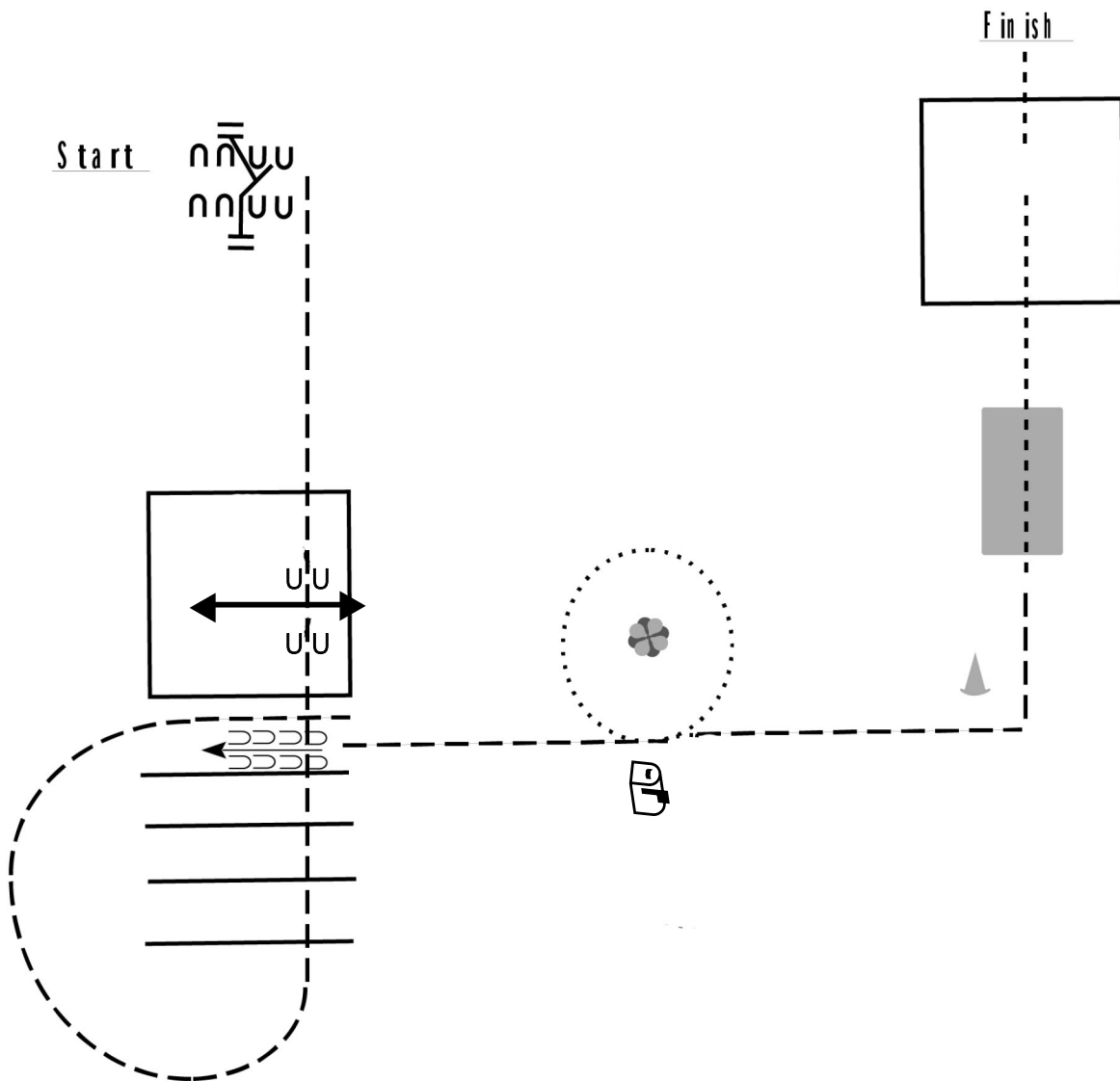
28th Annual Spring Stampede

Ranch Trail W/T Class 65, 66, 67 (Junior/Senior/Open)

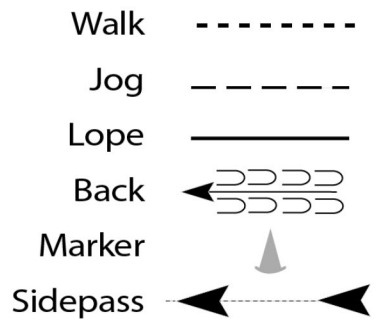
Show Date: 04/28/2024

www.HorseShowPatterns.com

www.HorseShowPatterns.com



1. Work gate with right hand.
2. Jog into box, sidepass over pole right, sidepass left, trot out over poles.
3. Trot into alley, stop, back straight out.
4. Trot out of alley to mailbox and open. Remove package.
5. Trot around cone with package. Replace in mailbox.
6. Trot around cone to bridge.
7. Walk over bridge and into box.
8. Dismount, ground tie, pick up front feet, hand walk out of box to finish.



[T/Trail]

Pattern Provided by:
CSHA Region 5

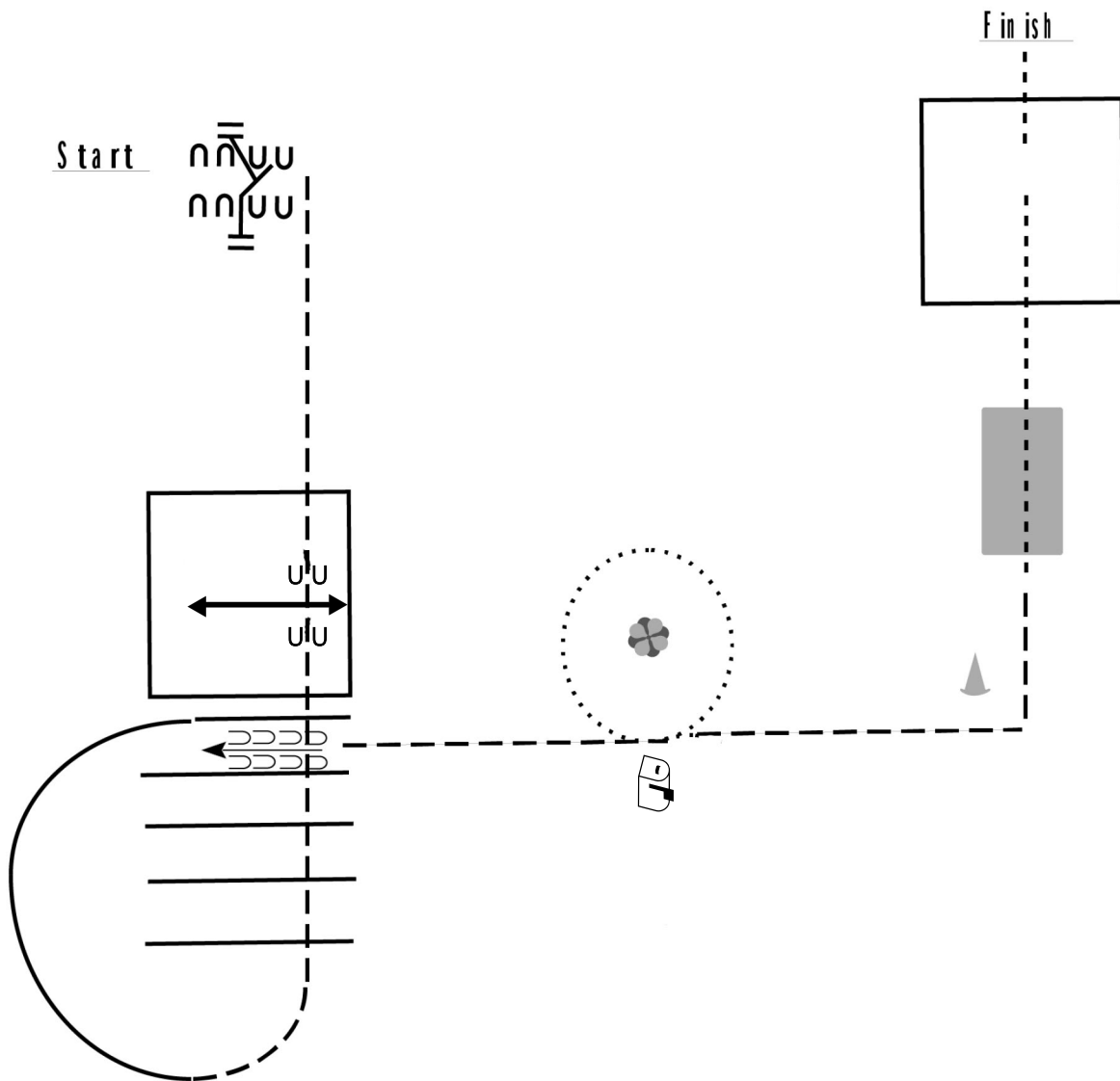
28th Annual Spring Stampede

Ranch Trail W/T/L Class 68, 69, 70 (Junior/Senior/Open)

Show Date: 04/28/2024

www.HorseShowPatterns.com

www.HorseShowPatterns.com



1. Work gate with right hand.
2. Jog into box, sidepass over pole right, side pass left, trot out over poles
3. Lope on the right lead into alley, stop, back straight out.
4. Trot out of alley to mailbox and open. Remove package.
5. Trot around cone with package, Replace in mailbox.
6. Trot around cone to bridge.
7. Walk over bridge and into box.
8. Dismount, ground tie, pick up front feet, hand walk out of box to finish.

| | |
|----------|---------------|
| Walk | ----- |
| Jog | - - - - - |
| Lope | ————— |
| Back | ← 33333 |
| Marker | ▲ |
| Sidepass | ← - - - - - → |

[T/Lope]

Pattern Provided by:
CSHA Region 5